













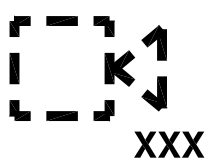


INDICATING (OUTPUT) DEVICES

	HORN
	HORN/STROBE
	SPEAKER
	BELL-VIBRATING
	BELL (VIBRATING)/STORBE
	BELL (SINGLE STROBE)/STROBE
	TROUBLE BELL (VIBRATING)
	STROBE LIGHT
	REMOTE LIGHT
	FLASHING LIGHT (NOT LL58/87)
	MAGNETIC DOOR HOLDER
	SOLENOID VALVE
	MOTORIZED FIRE/SMOKE DAMPER
	OUTPUT RELAY



T - TEST SWITCH
 E - ELEVATOR RECALL
 C - CEILING MOUNTED
 W - WALL MOUNTED

FSD - FAN SHUTDOWN
 96 - 96" ABOVE FINISHED FLOOR
 S - STAIR SPEAKER

NOTE: SYMBOL ORIENTATION DOES NOT DENOTE DIRECTION OF DEVICE PROPAGATION

DETECTOR-GENERAL SHAPE

Ⓢ

SMOKE DETECTOR-IONIZATION

Ⓢ

SMOKE DETECTOR-PHOTOELECTRIC

Ⓜ

HEAT DETECTOR-FIXED TEMPERATURE

Ⓜ

HEAT DETECTOR-RATE OF RISE

Ⓜ

FLAME DETECTOR-INFRARED

Ⓜ

FLAME DETECTOR-ULTRAVIOLET

←Ⓢ

SMOKE DETECTOR-PHOTOELECTRIC BEAM-TRANSMITTER

Ⓢ

SMOKE DETECTOR-PHOTOELECTRIC BEAM-RECEIVER

Ⓢ/Ⓜ

SMOKE/HEAT DETECTOR

Ⓢ

AIR PRESSURE SWITCH

Ⓜ

WATERFLOW SWITCH

Ⓜ

TAMPER SWITCH

Ⓜ

TEMPERATURE SWITCH (FREEZE-STAT)

Ⓜ_A

HIGH/LOW WATER LEVEL

Ⓜ

INCIPIENT DETECTOR

Ⓢ

SUBSCRIPTS - LOCATION OF DEVICE

E - ELEVATOR DETECTOR

DS - DUCT-SUPPLY SIDE

DR - DUCT-RETURN SIDE

UF - UNDER THE RAISED FLOOR

P - IN FLENUM

SS - SINGLE STAGE (SMOKE DETECTOR)

PANELS

FCS	FIRE COMMAND STATION
FAP	FIRE ALARM PANEL
SAP	SPRINKLER ALARM PANEL
RP	RELAY PANEL
DGP	DATA GATHERING PANEL (MULTIPLEX SYSTEMS)
AMP	AMPLIFIER RACK
PP	PURGE PANEL
SCP	SMOKE CONTROL PANEL
DP	SPRINKLER DELUGE PANEL
SP	STROBE PANEL
PA	PUBLIC ADDRESS PANEL
RA	REMOTE ANNUNCIATOR
GA	GRAPHIC ANNUNCIATOR
J	JUNCTION BOX
FCO	FUSE CUT OUT
COT	CENTRAL OFFICE TRANSMITTER
HCP	HALON CONTROL PANEL
SCBA	SELF-CONTAINED BREATHING APPARATUS

2-WAY VOICE COMMUNICATION DEVICES



WARDEN STATION



WARDEN JACK



WARDEN STATION IN PUMP ROOM (25" CORD)



WARDEN STATION IN FIRE SAFETY DIRECTOR'S OFFICE



STRAP KEY



SUBSCRIPTS - MOUNTING METHOD

S - SURFACE
SF - SEMI FLUSH
F - FLUSH

INITIATING (MANUAL) DEVICES



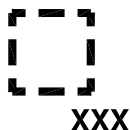
MANUAL FIRE PULL STATION



ABORT SWITCH



HALON MAIN/RESERVE SWITCH



SUBSCRIPTS - MOUNTING METHOD

S - SURFACE
SF - SEMI FLUSH
F - FLUSH

1-2-4 - INDIVIDUAL CORD FOR PULL
STATION (INDICATE CODE FOR IND.
CODED SYSTEM)